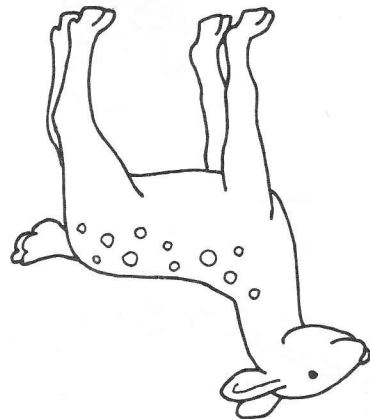


Name \_\_\_\_\_



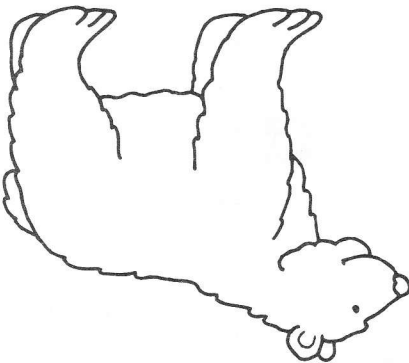
# Before, After, Between





1



2



3



**Directions:** Have children color the animal that is between the other animals. Next, have them put an X on the animal that is before the colored animal and draw a line under the animal that is after the colored animal.

2 Use with Teacher Edition pages 12-15.